



BIPRO

TD6I72M **144-cell**

435 - 455W

Bifacial Dual Glass
9BB Half-cut Mono Perc



SYSTEM & PRODUCT CERTIFICATES

- IEC 61215 / IEC 61730 / UL 61703
- ISO 9001: 2015 Quality Management System
- ISO 14001: 2015 Environment Management System
- ISO 45001: 2018 Occupational Health and Safety Management Systems

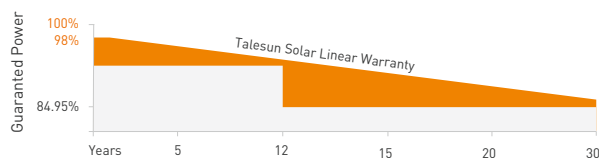


PERFORMANCE WARRANTY

12 Years
Quality Assurance

30 Years
Power Output Guarantee

- Linear Performance Warranty
- Standard Performance Warranty



KEY FEATURES



9BB Half-cut Cell Technology

New circuit design, lower internal current, lower R_s loss Ga doped wafer, attenuation $<2\%$ (1st year) / $\leq 0.45\%$ (Linear)



Industry Leading High Yield

Bifacial PERC cell technology, 5%-25% more yield depends on different conditions



Excellent Anti-PID Performance

2 times of industry standard Anti-PID test by TUV SUD



Wider Application

No water-permeability and high wear-resistance, can be widely used in high-humid, windy and dusty area



IP68 Junction Box

High waterproof level

www.alesun.com

marketing.hq@alesun.com

* GL-EN-Version 2022.01.01

ELECTRICAL CHARACTERISTICS

Testing Condition	STC	NMOT	STC	NMOT	STC	NMOT	STC	NMOT	STC	NMOT
Maximum Power (Pmax/W)	435	323	440	327	445	330	450	334	455	338
Operating Voltage (Vmpp/V)	41.4	38.7	41.6	38.9	41.8	39.1	42.0	39.3	42.2	39.4
Operating Current (Impp/A)	10.51	8.36	10.58	8.41	10.65	8.47	10.72	8.52	10.79	8.57
Open-Circuit Voltage (Voc/V)	49.8	46.6	50.0	46.8	50.2	46.9	50.4	47.1	50.6	47.3
Short-Circuit Current (Isc/A)	11.16	9.00	11.22	9.04	11.29	9.10	11.36	9.16	11.43	9.21
Module Efficiency [%]	20.00		20.20		20.50		20.70		20.90	

STC: Irradiance 1000W/m², Spectra at AM1.5, Module Temperature 25°C. Power output tolerance: 0~+5W, Test uncertainty for Pmax: ±3%
 NMOT: Irradiance 800W/m², Spectra at AM1.5, Ambient Temperature 20°C, Wind speed 1m/s

REAR SIDE POWER GAIN(REFERENCE TO 440W FRONT)

Pmax gain	5%	10%	15%	20%	25%
Pmax/W	462	484	506	528	550
Vmpp/V	41.6	41.6	41.6	41.6	41.6
Impp/A	11.11	11.64	12.17	12.70	13.23
Voc/V	50.0	50.0	50.0	50.2	50.2
Isc/A	11.78	12.34	12.90	13.46	14.03

MECHANICAL CHARACTERISTICS

Solar Cell	Monocrystalline 166*166mm
No. of Cells	144 [6*24]
Module Dimensions	2094*1038*30mm [82.44*40.87*1.18inches]
Weight	28.0kg [61.73lbs]
Front Glass	2.0mm Coated Tempered Glass
Back Glass	2.0mm Tempered Glass
Frame	Anodized Aluminium Alloy
Junction Box	IP68, 3 Bypass Diodes
Output Cables	4mm ² (IEC), 12AWG(UL) 300mm in Length or Customized Length
Connectors	T01/LJQ-3-CSY/MC4/MC4-EV02

APPLICATION CONDITIONS

Maximum System Voltage	1500V/DC(IEC)
Operating Temperature	-40°C~+85°C
Maximum Series Fuse	25A
Safety Protection Class	Class II
Mechanical Load	Front side 5400Pa, Back side 2400Pa
Refer. Bifaciality Factor	70%±5%

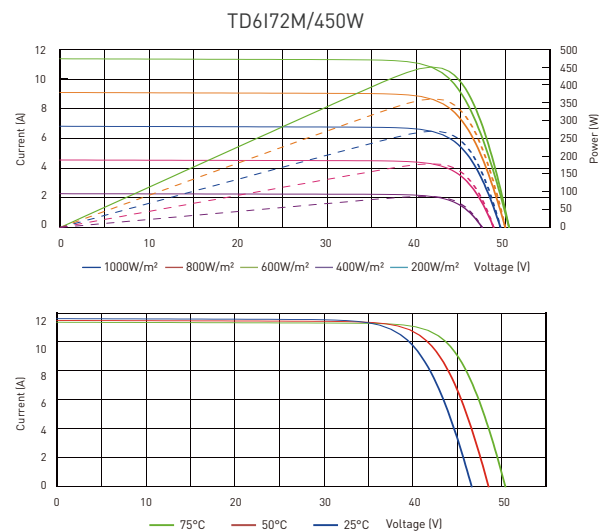
TEMPERATURE CHARACTERISTICS

Temperature Coefficient of Pmax	-0.36%/°C
Temperature Coefficient of Isc	-0.26%/°C
Temperature Coefficient of Voc	+0.043%/°C
Nominal Module Operating Temperature(NMOT)	43±2°C

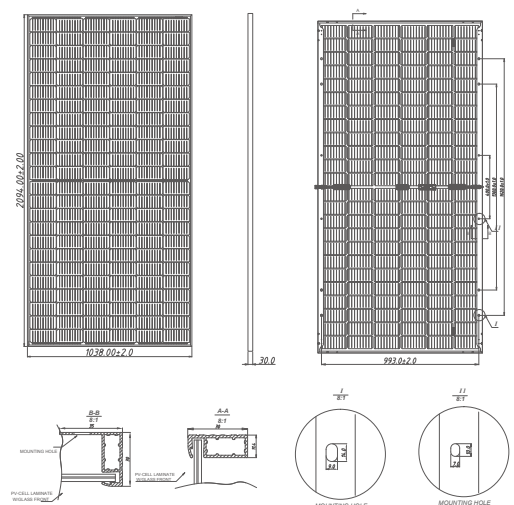
PACKING CONFIGURATION

Pieces Per Pallet	36	36(USA)
Pieces Per Container(40'HQ)	792	648

I-V CURVE



TECHNICAL DRAWINGS



The specification and key features described in this datasheet may deviate slightly and are not guaranteed. Due to ongoing innovation, R&D enhancement, Suzhou Talesun Solar Technologies Co., Ltd. reserves the right to make any adjustment to the information described herein at any time without notice. Please always obtain the most recent version of the datasheet which shall be duly incorporated into the binding contract made by the parties governing all transactions related to the purchase and sale of the products described herein.