



Mono

325W Bifacial Mono PERC Double Glass Module

JAM60D09 305-325/BP Series

Introduction

JA bifacial modules are assembled by high-performance PERCIUM cells and encapsulated by glass-glass panels, are capable of converting energy from incident lights on front and diffuse light, as well as reflected and scattered light on rear sides, which make them better reliability, superior low irradiance performance, and excellent energy generation performance.



3%~15% more energy generation




Superior low irradiance performance



Excellent temperature dependent performance



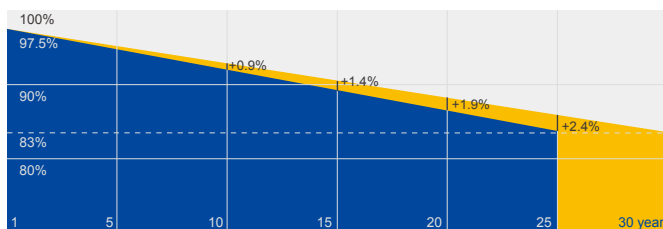
Lower LCOE



Superior Warranty

- 12-year product warranty
- 30-year linear power output warranty

0.5% Annual Degradation Over 30 years



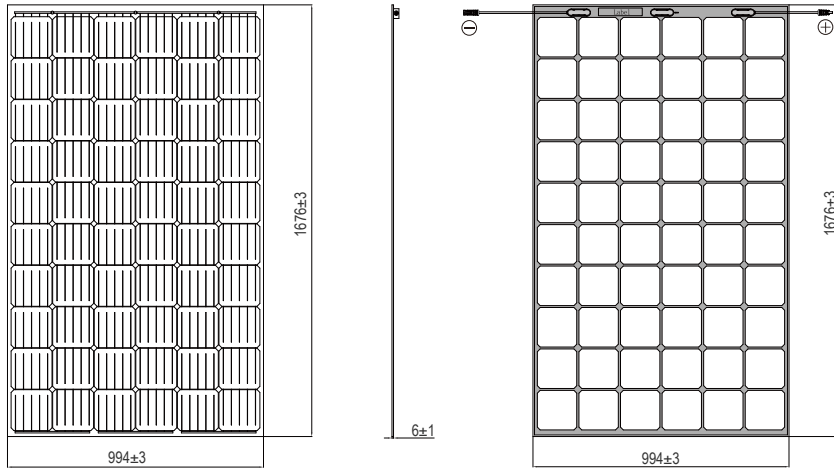
■ Additional Value From 30-Year Warranty ■ JA Standard

Comprehensive Certificates

- IEC 61215, IEC 61730
- ISO 9001: 2015 Quality management systems
- ISO 14001: 2015 Environmental management systems
- OHSAS 18001: 2007 Occupational health and safety management systems
- IEC TS 62941: 2016 Terrestrial photovoltaic (PV) modules – Guidelines for increased confidence in PV module design qualification and type approval



MECHANICAL DIAGRAMS



Remark: customized cable length available upon request

SPECIFICATIONS

Cell	Mono
Weight	23.3kg±3%
Dimensions	1676±3mm×994±3mm×6±1mm (1676mm×994mm×25mm with junction box)
Cable Cross Section Size	4mm ²
No. of cells	60(6x10)
Junction Box	IP68, 3 diodes
Connector	QC 4.10-35
Cable Length (Including Connector)	Portrait:300mm(+)/400mm(-); Landscape:1000mm(+)/1000mm(-)
Packaging Configuration	32 Per Pallet

ELECTRICAL PARAMETERS AT STC

TYPE	JAM60D09-305/BP	JAM60D09-310/BP	JAM60D09-315/BP	JAM60D09-320/BP	JAM60D09-325/BP
Rated Maximum Power(Pmax) [W]	305	310	315	320	325
Open Circuit Voltage(Voc) [V]	40.01	40.27	40.53	40.79	41.05
Maximum Power Voltage(Vmp) [V]	32.68	32.97	33.23	33.49	33.75
Short Circuit Current(Isc) [A]	9.87	9.94	10.01	10.09	10.16
Maximum Power Current(Imp) [A]	9.34	9.41	9.48	9.56	9.63
Module Efficiency [%]	18.3	18.6	18.9	19.2	19.5
Power Tolerance	0~+5W				
Temperature Coefficient of Isc(α _{Isc})	+0.060%/°C				
Temperature Coefficient of Voc(β _{Voc})	-0.300%/°C				
Temperature Coefficient of Pmax(γ _{Pmp})	-0.370%/°C				
STC	Irradiance 1000W/m ² , cell temperature 25°C, AM1.5G				

Remark: Electrical data in this catalog do not refer to a single module and they are not part of the offer.They only serve for comparison among different module types.

*Bifaciality = Pmax,rear/Rated Pmax,front

ELECTRICAL CHARACTERISTICS WITH DIFFERENT REAR SIDE POWER GAIN(REFERENCE TO 320W FRONT)

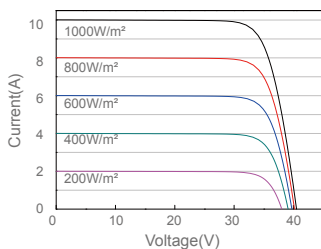
Backside Power Gain	5%	10%	15%	20%	25%
Rated Max Power(Pmax) [W]	336	352	368	384	400
Open Circuit Voltage(Voc) [V]	40.80	40.80	40.80	40.90	40.90
Max Power Voltage(Vmp) [V]	33.50	33.50	33.50	33.60	33.60
Short Circuit Current(Isc) [A]	10.59	11.10	11.60	12.11	12.61
Max Power Current(Imp) [A]	10.03	10.51	10.99	11.43	11.90

OPERATING CONDITIONS

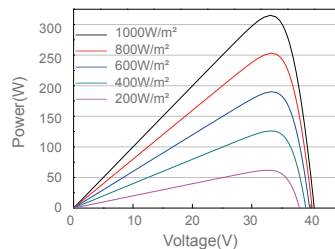
Maximum System Voltage	1500V DC(IEC)
Operating Temperature	-40°C~+85°C
Maximum Series Fuse	20A
Maximum Static Load,Front	2400Pa
Maximum Static Load,Back	2400Pa
NOCT	45±2°C
Bifaciality*	70%±5%

CHARACTERISTICS

Current-Voltage Curve JAM60D09-315/BP



Power-Voltage Curve JAM60D09-315/BP



Current-Voltage Curve JAM60D09-315/BP

